

PharmLabs San Diego Certificate of Analysis

3421 Hancock St, Second Floor, San Diego, CA 92110 | License: C8-0000098-LIC
 ISO/IEC 17025:2017 Certification L17-427-1 | Accreditation #85368



Sample **Fruity Pebbles Gummies - Pouch**

Sample ID	SD220927-030 (52793)	Matrix	Edible (Other Cannabis Good)
Tested for	Summitt Labs		
Sampled	-	Received	Sep 26, 2022
Analyses executed	FP-NI20	Unit Mass (g)	34.626
		Reported	Oct 11, 2022
		Gummy Size (g)	5.771

Laboratory note: The estimated concentration of the unknown peak in the sample is 0.02% | Currently PharmLabs laboratory can not confirm an unidentified peak in your chromatogram due to interference (only with highly concentrated D8 products) from which we believe to be either (+)-8-THC or d9-THC. At this time there are no reference standards available for (+)-8-THC, (+)-9-THC is a different compound from the main (-)-8-THC cannabinoid and, therefore, these two compounds may have different efficacies. Using the most advanced instruments and techniques available, the separation of (+)-8-THC and d9-THC is problematic for the scientific community as a whole. PharmLabs believes the unidentified peak to be a combination of (+)-8-THC and d9-THC with the majority, if not all, of the concentration being (+)-8-THC. Total d8-THC is estimated to be 0.47%.

CANX - Cannabinoids Analysis

Analyzed Sep 30, 2022 | Instrument HLPC
 Measurement Uncertainty at 95% confidence 7.806%

Analyte	LOD mg/g	LOQ mg/g	Result %	Result mg/g	Result mg/Gummy	Result mg/Unit	Sample photography
11-Hydroxy-Δ8-Tetrahydrocannabinol (11-Hyd-Δ8-THCV)	0.013	0.041	ND	ND	ND	ND	
Cannabidiol (CBDO)	0.002	0.007	ND	ND	ND	ND	
Abnormal Cannabidiol (a-CBDO)	0.01	0.031	ND	ND	ND	ND	
(+/-)-9B-hydroxy-Hexahydrocannabinol (9b-HHC)	0.012	0.036	ND	ND	ND	ND	
11-Hydroxy-Δ8-Tetrahydrocannabinol (11-Hyd-Δ8-THCV)	0.007	0.021	ND	ND	ND	ND	
Cannabidiolic Acid (CBDA)	0.001	0.16	0.01	0.10	0.55	3.29	
Cannabigerol Acid (CBGA)	0.001	0.16	ND	ND	ND	ND	
Cannabigerol (CBG)	0.001	0.16	0.00	0.03	0.17	1.00	
Cannabidiol (CBD)	0.001	0.16	0.05	0.50	2.91	17.49	
1(S)-THD (s-THD)	0.013	0.041	ND	ND	ND	ND	
1(R)-THD (r-THD)	0.025	0.075	ND	ND	ND	ND	
Tetrahydrocannabinol (THCV)	0.001	0.16	ND	ND	ND	ND	
Δ8-tetrahydrocannabinol (Δ8-THCV)	0.021	0.064	ND	ND	ND	ND	
Tetrahydrocannabinol (Δ9-THCB)	0.013	0.038	ND	ND	ND	ND	
Cannabinol (CBN)	0.001	0.16	0.01	0.06	0.35	2.11	
exo-THC (exo-THC)	0.016	0.8	ND	ND	ND	ND	
Tetrahydrocannabinol (Δ9-THC)	0.003	0.16	UI	UI	UI	UI	
Δ8-tetrahydrocannabinol (Δ8-THC)	0.004	0.16	0.45	4.49	25.90	155.40	
(6aR,9S)-Δ10-Tetrahydrocannabinol ((6aR,9S)-Δ10)	0.015	0.16	ND	ND	ND	ND	
Hexahydrocannabinol (S Isomer) (9s-HHC)	0.017	0.16	ND	ND	ND	ND	
(6aR,9R)-Δ10-Tetrahydrocannabinol ((6aR,9R)-Δ10)	0.007	0.16	ND	ND	ND	ND	
Hexahydrocannabinol (R Isomer) (9r-HHC)	0.016	0.16	ND	ND	ND	ND	
Tetrahydrocannabinolic Acid (THCA)	0.001	0.16	ND	ND	ND	ND	
Δ9-Tetrahydrocannabinol (Δ9-THCH)	0.024	0.071	ND	ND	ND	ND	
Cannabinol Acetate (CBNO)	0.014	0.043	ND	ND	ND	ND	
Δ9-Tetrahydrocannabinol (Δ9-THCP)	0.017	0.16	ND	ND	ND	ND	
Δ8-Tetrahydrocannabinol (Δ8-THCP)	0.041	0.16	0.02	0.21	1.23	7.38	
Δ8-THC-O-acetate (Δ8-THCO)	0.076	0.16	ND	ND	ND	ND	
9(S)-HHCP (s-HHCP)	0.031	0.094	ND	ND	ND	ND	
Δ9-THC-O-acetate (Δ9-THCO)	0.066	0.16	ND	ND	ND	ND	
9(R)-HHCP (r-HHCP)	0.026	0.079	ND	ND	ND	ND	
3-octyl-Δ8-Tetrahydrocannabinol (Δ8-THC-C8)	0.067	0.204	ND	ND	ND	ND	
Total THC (THCa * 0.877 + THC)			ND	ND	0.00	ND	
Total CBD (CBDa * 0.877 + CBD)			0.06	0.59	3.40	20.38	
Total CBG (CBGa * 0.877 + CBG)			0.00	0.03	0.17	1.00	
Total HHC (9r-HHC + 9s-HHC)			ND	ND	0.00	ND	
TOTAL CANNABINOIDS			0.54	5.39	31.11	186.67	

HME - Heavy Metals Detection Analysis

Analyzed Oct 08, 2022 | Instrument ICP/MSMS | Method SOP-005

Analyte	LOD ug/g	LOQ ug/g	Result ug/g	Limit ug/g	Analyte	LOD ug/g	LOQ ug/g	Result ug/g	Limit ug/g
Arsenic (As)	0.0002	0.05	ND	1.5	Cadmium (Cd)	3.0e-05	0.05	ND	0.5
Mercury (Hg)	1.0e-05	0.01	<LOQ	3	Lead (Pb)	1.0e-05	0.125	0.11	0.5

MIBNIG - Microbial Testing Analysis

Analyzed Sep 29, 2022 | Instrument Plating | Method SOP-007

Analyte	Result CFU/g	Limit	Analyte	Result CFU/g	Limit
Shiga toxin-producing Escherichia Coli	ND	ND per 1 gram	Salmonella spp.	ND	ND per 1 gram

UI Not Identified
 ND Not Detected
 N/A Not Applicable
 NT Not Reported
 LOD Limit of Detection
 LOQ Limit of Quantification
 <LOQ Detected
 >ULOL Above upper limit of linearity
 CFU/g Colony Forming Units per 1 gram
 TNTC Too Numerous to Count



Scan the QR code to verify authenticity.

Authorized Signature

Brandon Starr

Brandon Starr, Lab Manager
 Tue, 11 Oct 2022 11:41:26 -0700

PharmLabs San Diego | 3421 Hancock St, Second Floor, San Diego, CA 92110 | 619.356.0898 | ISO/IEC 17025:2017 Certification L17-427-1

*This report shall not be reproduced except in full, without the written approval of the lab. This report is for informational purposes only and should not be used to diagnose, treat or prevent any disease. Results are only for samples and batches indicated. Results are reported on an "as received" basis, unless indicated otherwise. When a Pass/Fail status is reported, that status is intended to be in accordance with federal, state and local laws which are required for the customer to be in compliance. The measurement of uncertainty is not included in the Pass/Fail evaluation unless explicitly required by federal, state or local laws and has been reported on the certificate of analysis. Measurement of uncertainty is available upon request.



MTO - Mycotoxin Testing Analysis

Analyzed Sep 28, 2022 | Instrument LC/MSMS | Method SOP-004

Analyte	LOD ug/kg	LOQ ug/kg	Result ug/kg (ppb)	Limit ug/kg	Analyte	LOD ug/kg	LOQ ug/kg	Result ug/kg (ppb)	Limit ug/kg
Ochratoxin A	5.0	20.0	ND	20	Aflatoxin B1	2.5	5.0	ND	
Aflatoxin B2	2.5	5.0	ND		Aflatoxin G1	2.5	5.0	ND	
Aflatoxin G2	2.5	5.0	ND		Total Aflatoxins	10.0	20.0	ND	20

UI Not Identified
 ND Not Detected
 N/A Not Applicable
 NT Not Reported
 LOD Limit of Detection
 LOQ Limit of Quantification
 <LOQ Detected
 >ULOL Above upper limit of linearity
 CFU/g Colony Forming Units per 1 gram
 TNTC Too Numerous to Count



Scan the QR code to verify authenticity.

Authorized Signature

Brandon Starr

Brandon Starr, Lab Manager
Tue, 11 Oct 2022 11:41:26 -0700

PharmLabs San Diego | 3421 Hancock St, Second Floor, San Diego, CA 92110 | 619.356.0898 | ISO/IEC 17025:2017 Certification L17-427-1

PES - Pesticides Screening Analysis

Analyzed Sep 28, 2022 | Instrument LC/MSMS GC/MSMS | Method SOP-003

Analyte	LOD ug/g	LOQ ug/g	Result ug/g	Limit ug/g	Analyte	LOD ug/g	LOQ ug/g	Result ug/g	Limit ug/g
Aldicarb	0.0078	0.02	ND	0.0078	Carbofuran	0.01	0.02	ND	0.01
Dimethoate	0.01	0.02	ND	0.01	Etofenprox	0.02	0.1	ND	0.02
Fenoxycarb	0.01	0.02	ND	0.01	Thiachloprid	0.01	0.02	ND	0.01
Daminozide	0.01	0.03	ND	0.01	Dichlorvos	0.02	0.07	ND	0.02
Imazail	0.02	0.07	ND	0.02	Methiocarb	0.01	0.02	ND	0.01
Spiroxamine	0.01	0.02	ND	0.01	Coumaphos	0.01	0.02	ND	0.01
Fipronil	0.01	0.1	ND	0.01	Paclbutrazol	0.01	0.03	ND	0.01
Chlorpyrifos	0.01	0.04	ND	0.01	Ethoprophos (Prophos)	0.01	0.02	ND	0.01
Baygon (Propoxur)	0.01	0.02	ND	0.01	Chlordane	0.04	0.1	ND	0.04
Chlorfenapyr	0.03	0.1	ND	0.03	Methyl Parathion	0.02	0.1	ND	0.02
Mevinphos	0.05	0.08	ND	0.03	Abamectin	0.03	0.08	ND	0.3
Acephate	0.02	0.05	ND	5	Acetamidprid	0.01	0.05	ND	5
Azoxystrobin	0.01	0.02	ND	40	Bifenazate	0.01	0.05	ND	5
Bifenthrin	0.02	0.35	ND	0.5	Boscalid	0.01	0.03	ND	10
Carbaryl	0.01	0.02	ND	0.5	Chlorantraniliprole	0.01	0.04	ND	40
Clofentezine	0.01	0.03	ND	0.5	Diazinon	0.01	0.02	ND	0.2
Dimethomorph	0.02	0.06	ND	20	Etoxazole	0.01	0.05	ND	1.5
Fenpyroximate	0.02	0.1	ND	2	Fonicamid	0.01	0.02	ND	2
Fludioxonil	0.01	0.05	ND	30	Hexythiazox	0.01	0.03	ND	2
Imidacloprid	0.01	0.05	ND	3	Kresoxim-methyl	0.01	0.03	ND	1
Malathion	0.01	0.05	ND	5	Metalaxyl	0.01	0.02	ND	15
Methomyl	0.02	0.05	ND	0.1	Myclobutanil	0.02	0.07	ND	9
Naled	0.01	0.02	ND	0.5	Oxamyl	0.01	0.02	ND	0.2
Permethrin	0.01	0.02	ND	20	Phosmet	0.01	0.02	ND	0.2
Piperonyl Butoxide	0.02	0.06	ND	8	Propiconazole	0.03	0.08	ND	20
Prallethrin	0.02	0.05	ND	0.4	Pyrethrin	0.05	0.41	ND	1
Pyridaben	0.02	0.07	ND	3	Spinosad A	0.01	0.05	ND	3
Spinosad D	0.01	0.05	ND	3	Spiromesifen	0.02	0.06	ND	12
Spirotetramat	0.01	0.02	ND	13	Tebuconazole	0.01	0.02	ND	2
Thiamethoxam	0.01	0.02	ND	4.5	Trifloxystrobin	0.01	0.02	ND	30
Acequinocyl	0.02	0.09	ND	4	Captan	0.01	0.02	ND	5
Cypermethrin	0.02	0.1	ND	1	Cyfluthrin	0.04	0.1	ND	1
Fenhexamid	0.02	0.07	ND	10	Spinetoram J.L	0.02	0.07	ND	3
Pentachloronitrobenzene	0.01	0.1	ND	0.2					

RES - Residual Solvents Testing Analysis

Analyzed Sep 28, 2022 | Instrument GC/FID with Headspace Analyzer | Method SOP-006

Analyte	LOD ug/g	LOQ ug/g	Result ug/g	Limit ug/g	Analyte	LOD ug/g	LOQ ug/g	Result ug/g	Limit ug/g
Propane (Prop)	0.4	40.0	ND	5000	Butane (But)	0.4	40.0	ND	5000
Methanol (Metha)	0.4	40.0	ND	3000	Ethylene Oxide (EthOx)	0.4	0.8	ND	1
Pentane (Pen)	0.4	40.0	ND	5000	Ethanol (Ethanol)	0.4	40.0	2070.4	5000
Ethyl Ether (EthEt)	0.4	40.0	ND	5000	Acetone (Acet)	0.4	40.0	ND	5000
Isopropanol (2-Pro)	0.4	40.0	ND	5000	Acetonitrile (Acetonit)	0.4	40.0	ND	410
Methylene Chloride (MetCh)	0.4	0.8	ND	1	Hexane (Hex)	0.4	40.0	ND	290
Ethyl Acetate (EthAc)	0.4	40.0	ND	5000	Chloroform (Clo)	0.4	0.8	ND	1
Benzene (Ben)	0.4	0.8	ND	1	1,2-Dichloroethane (12-Dich)	0.4	0.8	ND	1
Heptane (Hep)	0.4	40.0	ND	5000	Trichloroethylene (TriClEtH)	0.4	0.8	ND	1
Toluene (Toluene)	0.4	40.0	ND	890	Xylenes (Xyl)	0.4	40.0	ND	2170

FVI - Filth & Foreign Material Inspection Analysis

Analyzed Sep 27, 2022 | Instrument Microscope | Method SOP-010

Analyte / Limit	Result	Analyte / Limit	Result
> 1/4 of the total sample area covered by sand, soil, cinders, or dirt	ND	> 1/4 of the total sample area covered by mold	ND
> 1 insect fragment, 1 hair, or 1 count mammalian excreta per 3g	ND	> 1/4 of the total sample area covered by an imbedded foreign material	ND

MWA - Moisture Content & Water Activity Analysis

Analyzed Sep 27, 2022 | Instrument Chilled-mirror Dewpoint and Capacitance | Method SOP-008

Analyte	Result	Limit	Analyte	Result	Limit
Moisture (Moi)	8.8 % Mw	13 % Mw	Water Activity (WA)	0.60 a _w	0.85 a _w

UI Not Identified
 ND Not Detected
 N/A Not Applicable
 NT Not Reported
 LOD Limit of Detection
 LOQ Limit of Quantification
 <LOQ Detected
 >ULOL Above upper limit of linearity
 CFU/g Colony Forming Units per 1 gram
 TNTC Too Numerous to Count



Scan the QR code to verify authenticity.

Authorized Signature

Brandon Starr

Brandon Starr, Lab Manager
 Tue, 11 Oct 2022 11:41:26 -0700

PharmLabs San Diego | 3421 Hancock St, Second Floor, San Diego, CA 92110 | 619.356.0898 | ISO/IEC 17025:2017 Certification L17-427-1

*This report shall not be reproduced except in full, without the written approval of the lab. This report is for informational purposes only and should not be used to diagnose, treat or prevent any disease. Results are only for samples and batches indicated. Results are reported on an "as received" basis, unless indicated otherwise. When a Pass/Fail status is reported, that status is intended to be in accordance with federal, state and local laws which are required for the customer to be in compliance. The measurement of uncertainty is not included in the Pass/Fail evaluation unless explicitly required by federal, state or local laws and has been reported on the certificate of analysis. Measurement of uncertainty is available upon request.

PharmLabs San Diego Certificate of Analysis

3421 Hancock St, Second Floor, San Diego, CA 92110 | License: C8-0000098-LIC
 ISO/IEC 17025:2017 Certification L17-427-1 | Accreditation #85368



Sample **Green Crack Gummies - Pouch**

Sample ID	SD220927-031 (52792)	Matrix	Edible (Other Cannabis Good)
Tested for	Summitt Labs	Reported	Oct 11, 2022
Sampled	-	Received	Sep 26, 2022
Analyses executed	FP-NI20	Unit Mass (g)	82.061
		Gummy Size (g)	13.677

Laboratory note: The estimated concentration of the unknown peak in the sample is 0.03% | Currently PharmLabs laboratory can not confirm an unidentified peak in your chromatogram due to interference (only with highly concentrated D8 products) from which we believe to be either (+)-THC or d9-THC. At this time there are no reference standards available for (+)-THC, (+)-d8-THC is a different compound from the main (-)-THC cannabinoid and, therefore, these two compounds may have different efficacies. Using the most advanced instruments and techniques available, the separation of (+)-d8-THC and d9-THC is problematic for the scientific community as a whole. PharmLabs believes the unidentified peak to be a combination of (+)-d8-THC and d9-THC with the majority, if not all, of the concentration being (+)-d8-THC. Total d8-THC is estimated to be 0.38%.

CANX - Cannabinoids Analysis

Analyzed Sep 30, 2022 | Instrument HLPC
 Measurement Uncertainty at 95% confidence 7.806%

Analyte	LOD mg/g	LOQ mg/g	Result %	Result mg/g	Result mg/Gummy	Result mg/Unit	Sample photography
11-Hydroxy-Δ8-Tetrahydrocannabivarin (11-Hyd-Δ8-THCV)	0.013	0.041	ND	ND	ND	ND	
Cannabidiol (CBD)	0.002	0.007	ND	ND	ND	ND	
Abnormal Cannabidiol (a-CBDO)	0.01	0.031	ND	ND	ND	ND	
(+/-)-9B-Hydroxy-Hexahydrocannabinol (9b-HHC)	0.012	0.036	ND	ND	ND	ND	
11-Hydroxy-Δ8-Tetrahydrocannabinol (11-Hyd-Δ8-THCV)	0.007	0.021	ND	ND	ND	ND	
Cannabidiolic Acid (CBDA)	0.001	0.16	ND	ND	ND	ND	
Cannabigerol Acid (CBGA)	0.001	0.16	ND	ND	ND	ND	
Cannabigerol (CBG)	0.001	0.16	0.00	0.04	0.55	3.28	
Cannabidiol (CBD)	0.001	0.16	0.09	0.90	12.38	74.27	
1(S)-THD (s-THD)	0.013	0.041	ND	ND	ND	ND	
1(R)-THD (r-THD)	0.025	0.075	ND	ND	ND	ND	
Tetrahydrocannabivarin (THCV)	0.001	0.16	ND	ND	ND	ND	
Δ8-tetrahydrocannabivarin (Δ8-THCV)	0.021	0.064	ND	ND	ND	ND	
Tetrahydrocannabinol (Δ9-THCB)	0.013	0.038	ND	ND	ND	ND	
Cannabinol (CBN)	0.001	0.16	0.01	0.09	1.29	7.71	
exo-THC (exo-THC)	0.016	0.8	ND	ND	ND	ND	
Tetrahydrocannabinol (Δ9-THC)	0.003	0.16	UI	UI	UI	UI	
Δ8-tetrahydrocannabinol (Δ8-THC)	0.004	0.16	0.35	3.45	47.20	283.20	
(6aR,9S)-Δ10-Tetrahydrocannabinol ((6aR,9S)-Δ10)	0.015	0.16	ND	ND	ND	ND	
Hexahydrocannabinol (S Isomer) (9s-HHC)	0.017	0.16	ND	ND	ND	ND	
(6aR,9R)-Δ10-Tetrahydrocannabinol ((6aR,9R)-Δ10)	0.007	0.16	ND	ND	ND	ND	
Hexahydrocannabinol (R Isomer) (9r-HHC)	0.016	0.16	ND	ND	ND	ND	
Tetrahydrocannabinolic Acid (THCA)	0.001	0.16	ND	ND	ND	ND	
Δ9-Tetrahydrocannabinol (Δ9-THC)	0.024	0.071	ND	ND	ND	ND	
Cannabinol Acetate (CBNO)	0.014	0.043	ND	ND	ND	ND	
Δ9-Tetrahydrocannabinophorol (Δ9-THCP)	0.017	0.16	ND	ND	ND	ND	
Δ8-Tetrahydrocannabinophorol (Δ8-THCP)	0.041	0.16	ND	ND	ND	ND	
Δ8-THC-O-acetate (Δ8-THCO)	0.076	0.16	ND	ND	ND	ND	
9(S)-HHCP (s-HHCP)	0.031	0.094	ND	ND	ND	ND	
Δ9-THC-O-acetate (Δ9-THCO)	0.066	0.16	ND	ND	ND	ND	
9(R)-HHCP (r-HHCP)	0.026	0.079	ND	ND	ND	ND	
3-octyl-Δ8-Tetrahydrocannabinol (Δ8-THC-C8)	0.067	0.204	ND	ND	ND	ND	
Total THC (THCa * 0.877 + THC)			ND	ND	0.00	ND	
Total CBD (CBDa * 0.877 + CBD)			0.09	0.90	12.38	74.27	
Total CBG (CBGa * 0.877 + CBG)			0.00	0.04	0.55	3.28	
Total HHC (9r-HHC + 9s-HHC)			ND	ND	0.00	ND	
TOTAL CANNABINOIDS			0.45	4.48	61.42	368.46	

HME - Heavy Metals Detection Analysis

Analyzed Oct 08, 2022 | Instrument ICP/MSMS | Method SOP-005


Analyte	LOD ug/g	LOQ ug/g	Result ug/g	Limit ug/g	Analyte	LOD ug/g	LOQ ug/g	Result ug/g	Limit ug/g
Arsenic (As)	0.0002	0.05	ND	1.5	Cadmium (Cd)	3.0e-05	0.05	<LOQ	0.5
Mercury (Hg)	1.0e-05	0.01	ND	3	Lead (Pb)	1.0e-05	0.125	ND	0.5

MIBNIG - Microbial Testing Analysis

Analyzed Sep 29, 2022 | Instrument Plating | Method SOP-007

Analyte	Result CFU/g	Limit	Analyte	Result CFU/g	Limit
Shiga toxin-producing Escherichia Coli	ND	ND per 1 gram	Salmonella spp.	ND	ND per 1 gram

UI Not Identified
 ND Not Detected
 N/A Not Applicable
 NT Not Reported
 LOD Limit of Detection
 LOQ Limit of Quantification
 <LOQ Detected
 >ULOL Above upper limit of linearity
 CFU/g Colony Forming Units per 1 gram
 TNTC Too Numerous to Count



Scan the QR code to verify authenticity.

Authorized Signature

Brandon Starr

Brandon Starr, Lab Manager
 Tue, 11 Oct 2022 11:44:17 -0700

PharmLabs San Diego | 3421 Hancock St, Second Floor, San Diego, CA 92110 | 619.356.0898 | ISO/IEC 17025:2017 Certification L17-427-1

*This report shall not be reproduced except in full, without the written approval of the lab. This report is for informational purposes only and should not be used to diagnose, treat or prevent any disease. Results are only for samples and batches indicated. Results are reported on an "as received" basis, unless indicated otherwise. When a Pass/Fail status is reported, that status is intended to be in accordance with federal, state and local laws which are required for the customer to be in compliance. The measurement of uncertainty is not included in the Pass/Fail evaluation unless explicitly required by federal, state or local laws and has been reported on the certificate of analysis. Measurement of uncertainty is available upon request.




MTO - Mycotoxin Testing Analysis

Analyzed Sep 28, 2022 | Instrument LC/MSMS | Method SOP-004

Analyte	LOD ug/kg	LOQ ug/kg	Result ug/kg (ppb)	Limit ug/kg	Analyte	LOD ug/kg	LOQ ug/kg	Result ug/kg (ppb)	Limit ug/kg
Ochratoxin A	5.0	20.0	ND	20	Aflatoxin B1	2.5	5.0	ND	
Aflatoxin B2	2.5	5.0	ND		Aflatoxin G1	2.5	5.0	ND	
Aflatoxin G2	2.5	5.0	ND		Total Aflatoxins	10.0	20.0	ND	20

UI Not Identified
 ND Not Detected
 N/A Not Applicable
 NT Not Reported
 LOD Limit of Detection
 LOQ Limit of Quantification
 <LOQ Detected
 >ULOL Above upper limit of linearity
 CFU/g Colony Forming Units per 1 gram
 TNTC Too Numerous to Count



Scan the QR code to verify authenticity.

Authorized Signature

Brandon Starr

Brandon Starr, Lab Manager
Tue, 11 Oct 2022 11:44:17 -0700

PharmLabs San Diego | 3421 Hancock St, Second Floor, San Diego, CA 92110 | 619.356.0898 | ISO/IEC 17025:2017 Certification L17-427-1

*This report shall not be reproduced except in full, without the written approval of the lab. This report is for informational purposes only and should not be used to diagnose, treat or prevent any disease. Results are only for samples and batches indicated. Results are reported on an "as received" basis, unless indicated otherwise. When a Pass/Fail status is reported, that status is intended to be in accordance with federal, state and local laws which are required for the customer to be in compliance. The measurement of uncertainty is not included in the Pass/Fail evaluation unless explicitly required by federal, state or local laws and has been reported on the certificate of analysis. Measurement of uncertainty is available upon request.

PES - Pesticides Screening Analysis

Analyzed Sep 28, 2022 | Instrument LC/MSMS GC/MSMS | Method SOP-003

Analyte	LOD ug/g	LOQ ug/g	Result ug/g	Limit ug/g	Analyte	LOD ug/g	LOQ ug/g	Result ug/g	Limit ug/g
Aldicarb	0.0078	0.02	ND	0.0078	Carbofuran	0.01	0.02	ND	0.01
Dimethoate	0.01	0.02	ND	0.01	Etofenprox	0.02	0.1	ND	0.02
Fenoxycarb	0.01	0.02	ND	0.01	Thiachloprid	0.01	0.02	ND	0.01
Daminozide	0.01	0.03	ND	0.01	Dichlorvos	0.02	0.07	ND	0.02
Imazail	0.02	0.07	ND	0.02	Methiocarb	0.01	0.02	ND	0.01
Spiroxamine	0.01	0.02	ND	0.01	Coumaphos	0.01	0.02	ND	0.01
Fipronil	0.01	0.1	ND	0.01	Paclbutrazol	0.01	0.03	ND	0.01
Chlorpyrifos	0.01	0.04	ND	0.01	Ethoprophos (Prophos)	0.01	0.02	ND	0.01
Baygon (Propoxur)	0.01	0.02	ND	0.01	Chlordane	0.04	0.1	ND	0.04
Chlorfenapyr	0.03	0.1	ND	0.03	Methyl Parathion	0.02	0.1	ND	0.02
Mevinphos	0.05	0.08	ND	0.03	Abamectin	0.03	0.08	ND	0.3
Acephate	0.02	0.05	ND	5	Acetamidrid	0.01	0.05	ND	5
Azoxystrobin	0.01	0.02	ND	40	Bifenazate	0.01	0.05	ND	5
Bifenthrin	0.02	0.35	ND	0.5	Boscalid	0.01	0.03	ND	10
Carbaryl	0.01	0.02	ND	0.5	Chlorantraniliprole	0.01	0.04	ND	40
Clofentezine	0.01	0.03	ND	0.5	Diazinon	0.01	0.02	ND	0.2
Dimethomorph	0.02	0.06	ND	20	Etoxazole	0.01	0.05	ND	1.5
Fenpyroximate	0.02	0.1	ND	2	Fonicamid	0.01	0.02	ND	2
Fludioxonil	0.01	0.05	ND	30	Hexythiazox	0.01	0.03	ND	2
Imidacloprid	0.01	0.05	ND	3	Kresoxim-methyl	0.01	0.03	ND	1
Malathion	0.01	0.05	ND	5	Metalaxyl	0.01	0.02	ND	15
Methomyl	0.02	0.05	ND	0.1	Myclobutanil	0.02	0.07	ND	9
Naled	0.01	0.02	ND	0.5	Oxamyl	0.01	0.02	ND	0.2
Permethrin	0.01	0.02	ND	20	Phosmet	0.01	0.02	ND	0.2
Piperonyl Butoxide	0.02	0.06	ND	8	Propiconazole	0.03	0.08	ND	20
Prallethrin	0.02	0.05	ND	0.4	Pyrethrin	0.05	0.41	ND	1
Pyridaben	0.02	0.07	ND	3	Spinosad A	0.01	0.05	ND	3
Spinosad D	0.01	0.05	ND	3	Spiromesifen	0.02	0.06	ND	12
Spirotetramat	0.01	0.02	ND	13	Tebuconazole	0.01	0.02	ND	2
Thiamethoxam	0.01	0.02	ND	4.5	Trifloxystrobin	0.01	0.02	ND	30
Acequinocyl	0.02	0.09	ND	4	Captan	0.01	0.02	ND	5
Cypermethrin	0.02	0.1	ND	1	Cyfluthrin	0.04	0.1	ND	1
Fenhexamid	0.02	0.07	ND	10	Spinetoram J.L	0.02	0.07	ND	3
Pentachloronitrobenzene	0.01	0.1	ND	0.2					

RES - Residual Solvents Testing Analysis

Analyzed Sep 28, 2022 | Instrument GC/FID with Headspace Analyzer | Method SOP-006

Analyte	LOD ug/g	LOQ ug/g	Result ug/g	Limit ug/g	Analyte	LOD ug/g	LOQ ug/g	Result ug/g	Limit ug/g
Propane (Prop)	0.4	40.0	ND	5000	Butane (But)	0.4	40.0	ND	5000
Methanol (Metha)	0.4	40.0	ND	3000	Ethylene Oxide (EthOx)	0.4	0.8	ND	1
Pentane (Pen)	0.4	40.0	ND	5000	Ethanol (Ethanol)	0.4	40.0	674.0	5000
Ethyl Ether (EthEt)	0.4	40.0	ND	5000	Acetone (Acet)	0.4	40.0	ND	5000
Isopropanol (2-Pro)	0.4	40.0	ND	5000	Acetonitrile (Acetonit)	0.4	40.0	ND	410
Methylene Chloride (MetCh)	0.4	0.8	ND	1	Hexane (Hex)	0.4	40.0	ND	290
Ethyl Acetate (EthAc)	0.4	40.0	ND	5000	Chloroform (Clo)	0.4	0.8	ND	1
Benzene (Ben)	0.4	0.8	ND	1	1-2-Dichloroethane (12-Dich)	0.4	0.8	ND	1
Heptane (Hep)	0.4	40.0	ND	5000	Trichloroethylene (TriClEtH)	0.4	0.8	ND	1
Toluene (Toluene)	0.4	40.0	ND	890	Xylenes (Xyl)	0.4	40.0	ND	2170

FVI - Filth & Foreign Material Inspection Analysis

Analyzed Sep 27, 2022 | Instrument Microscope | Method SOP-010


Analyte / Limit	Result	Analyte / Limit	Result
> 1/4 of the total sample area covered by sand, soil, cinders, or dirt	ND	> 1/4 of the total sample area covered by mold	ND
> 1 insect fragment, 1 hair, or 1 count mammalian excreta per 3g	ND	> 1/4 of the total sample area covered by an imbedded foreign material	ND

MWA - Moisture Content & Water Activity Analysis

Analyzed Sep 27, 2022 | Instrument Chilled-mirror Dewpoint and Capacitance | Method SOP-008

Analyte	Result	Limit	Analyte	Result	Limit
Moisture (Moi)	7.1 % Mw	13 % Mw	Water Activity (WA)	0.51 a _w	0.85 a _w

UI Not Identified
 ND Not Detected
 N/A Not Applicable
 NT Not Reported
 LOD Limit of Detection
 LOQ Limit of Quantification
 <LOQ Detected
 >ULOL Above upper limit of linearity
 CFU/g Colony Forming Units per 1 gram
 TNTC Too Numerous to Count



Scan the QR code to verify authenticity.

Authorized Signature

Brandon Starr

Brandon Starr, Lab Manager
 Tue, 11 Oct 2022 11:44:17 -0700

PharmLabs San Diego | 3421 Hancock St, Second Floor, San Diego, CA 92110 | 619.356.0898 | ISO/IEC 17025:2017 Certification L17-427-1

*This report shall not be reproduced except in full, without the written approval of the lab. This report is for informational purposes only and should not be used to diagnose, treat or prevent any disease. Results are only for samples and batches indicated. Results are reported on an "as received" basis, unless indicated otherwise. When a Pass/Fail status is reported, that status is intended to be in accordance with federal, state and local laws which are required for the customer to be in compliance. The measurement of uncertainty is not included in the Pass/Fail evaluation unless explicitly required by federal, state or local laws and has been reported on the certificate of analysis. Measurement of uncertainty is available upon request.

PharmLabs San Diego Certificate of Analysis

3421 Hancock St, Second Floor, San Diego, CA 92110 | License: C8-000098-LIC
 ISO/IEC 17025:2017 Certification L17-427-1 | Accreditation #85368



Sample **Pineapple Express Gummies - Pouch**

Sample ID	SD220927-029 (52794)	Matrix	Edible (Other Cannabis Good)
Tested for	Summitt Labs		
Sampled	-	Received	Sep 26, 2022
Analyses executed	FP-NI20	Unit Mass (g)	36.725
		Reported	Oct 11, 2022
		Gummy Size (g)	6.121

Laboratory note: The estimated concentration of the unknown peak in the sample is 0.02% | Currently PharmLabs laboratory can not confirm an unidentified peak in your chromatogram due to interference (only with highly concentrated DB products) from which we believe to be either (+)-THC or Δ9-THC. At this time there are no reference standards available for (+)-THC. (+)-THC is a different compound from the main (-)-THC cannabinoid and, therefore, these two compounds may have different efficacies. Using the most advanced instruments and techniques available, the separation of (+)-THC and Δ9-THC is problematic for the scientific community as a whole. PharmLabs believes the unidentified peak to be a combination of (+)-THC and Δ9-THC with the majority, if not all, of the concentration being (+)-THC. Total Δ8-THC is estimated to be 0.47%.

CANX - Cannabinoids Analysis

Analyzed Oct 11, 2022 | Instrument HPLC
 Measurement Uncertainty at 95% confidence 7.806%

Analyte	LOD mg/g	LOQ mg/g	Result %	Result mg/g	Result mg/Gummy	Result mg/Unit	Sample photography
11-Hydroxy-Δ8-Tetrahydrocannabinol (11-Hyd-Δ8-THCV)	0.013	0.041	ND	ND	ND	ND	
Cannabidiol (CBDO)	0.002	0.007	ND	ND	ND	ND	
Abnormal Cannabidiol (a-CBDO)	0.01	0.031	ND	ND	ND	ND	
(+/-)-9B-Hydroxy-Hexahydrocannabinol (9b-HHC)	0.012	0.036	ND	ND	ND	ND	
11-Hydroxy-Δ8-Tetrahydrocannabinol (11-Hyd-Δ8-THCV)	0.007	0.021	ND	ND	ND	ND	
Cannabidiolic Acid (CBDA)	0.001	0.16	0.01	0.08	0.51	3.05	
Cannabigerol Acid (CBGA)	0.001	0.16	ND	ND	ND	ND	
Cannabigerol (CBG)	0.001	0.16	0.00	0.03	0.20	1.21	
Cannabidiol (CBD)	0.001	0.16	0.06	0.60	3.66	21.96	
1(S)-THD (s-THD)	0.013	0.041	ND	ND	ND	ND	
1(R)-THD (r-THD)	0.025	0.075	ND	ND	ND	ND	
Tetrahydrocannabinol (THCV)	0.001	0.16	ND	ND	ND	ND	
Δ8-tetrahydrocannabinol (Δ8-THCV)	0.021	0.064	ND	ND	ND	ND	
Tetrahydrocannabinol (Δ9-THCB)	0.013	0.038	ND	ND	ND	ND	
Cannabinol (CBN)	0.001	0.16	0.01	0.07	0.45	2.72	
exo-THC (exo-THC)	0.016	0.8	ND	ND	ND	ND	
Tetrahydrocannabinol (Δ9-THC)	0.003	0.16	UI	UI	UI	UI	
Δ8-tetrahydrocannabinol (Δ8-THC)	0.004	0.16	0.45	4.46	27.31	163.86	
(6aR,9S)-Δ10-Tetrahydrocannabinol ((6aR,9S)-Δ10)	0.015	0.16	ND	ND	ND	ND	
Hexahydrocannabinol (S Isomer) (9s-HHC)	0.017	0.16	ND	ND	ND	ND	
(6aR,9R)-Δ10-Tetrahydrocannabinol ((6aR,9R)-Δ10)	0.007	0.16	ND	ND	ND	ND	
Hexahydrocannabinol (R Isomer) (9r-HHC)	0.016	0.16	ND	ND	ND	ND	
Tetrahydrocannabinolic Acid (THCA)	0.001	0.16	ND	ND	ND	ND	
Δ9-Tetrahydrocannabinol (Δ9-THCH)	0.024	0.071	ND	ND	ND	ND	
Cannabinol Acetate (CBNO)	0.014	0.043	ND	ND	ND	ND	
Δ9-Tetrahydrocannabinol (Δ9-THCP)	0.017	0.16	ND	ND	ND	ND	
Δ8-Tetrahydrocannabinol (Δ8-THCP)	0.041	0.16	0.02	0.23	1.39	8.34	
Δ8-THC-O-acetate (Δ8-THCO)	0.076	0.16	ND	ND	ND	ND	
9(S)-HHCP (s-HHCP)	0.031	0.094	ND	ND	ND	ND	
Δ9-THC-O-acetate (Δ9-THCO)	0.066	0.16	ND	ND	ND	ND	
9(R)-HHCP (r-HHCP)	0.026	0.079	ND	ND	ND	ND	
3-octyl-Δ8-Tetrahydrocannabinol (Δ8-THC-C8)	0.067	0.204	ND	ND	ND	ND	
Total THC (THCa + 0.877 + THC)			ND	ND	0.00	ND	
Total CBD (CBDa + 0.877 + CBD)			0.07	0.67	4.11	24.63	
Total CBG (CBGa + 0.877 + CBG)			0.00	0.03	0.20	1.21	
Total HHC (9r-HHC + 9s-HHC)			ND	ND	0.00	ND	
TOTAL CANNABINOIDS			0.55	5.47	33.52	201.14	

HME - Heavy Metals Detection Analysis

Analyzed Oct 08, 2022 | Instrument ICP/MSMS | Method SOP-005


Analyte	LOD ug/g	LOQ ug/g	Result ug/g	Limit ug/g	Analyte	LOD ug/g	LOQ ug/g	Result ug/g	Limit ug/g
Arsenic (As)	0.0002	0.05	ND	1.5	Cadmium (Cd)	3.0e-05	0.05	<LOQ	0.5
Mercury (Hg)	1.0e-05	0.01	<LOQ	3	Lead (Pb)	1.0e-05	0.125	ND	0.5

MIBNIG - Microbial Testing Analysis

Analyzed Sep 29, 2022 | Instrument Plating | Method SOP-007

Analyte	Result CFU/g	Limit	Analyte	Result CFU/g	Limit
Shiga toxin-producing Escherichia Coli	ND	ND per 1 gram	Salmonella spp.	ND	ND per 1 gram

UI Not Identified
 ND Not Detected
 N/A Not Applicable
 NT Not Reported
 LOD Limit of Detection
 LOQ Limit of Quantification
 <LOQ Detected
 >ULOL Above upper limit of linearity
 CFU/g Colony Forming Units per 1 gram
 TNTC Too Numerous to Count



Scan the QR code to verify authenticity.

Authorized Signature

Brandon Starr

Brandon Starr, Lab Manager
 Tue, 11 Oct 2022 11:40:18 -0700

PharmLabs San Diego | 3421 Hancock St, Second Floor, San Diego, CA 92110 | 619.356.0898 | ISO/IEC 17025:2017 Certification L17-427-1

*This report shall not be reproduced except in full, without the written approval of the lab. This report is for informational purposes only and should not be used to diagnose, treat or prevent any disease. Results are only for samples and batches indicated. Results are reported on an "as received" basis, unless indicated otherwise. When a Pass/Fail status is reported, that status is intended to be in accordance with federal, state and local laws which are required for the customer to be in compliance. The measurement of uncertainty is not included in the Pass/Fail evaluation unless explicitly required by federal, state or local laws and has been reported on the certificate of analysis. Measurement of uncertainty is available upon request.



MTO - Mycotoxin Testing Analysis

Analyzed Sep 28, 2022 | Instrument LC/MSMS | Method SOP-004

Analyte	LOD ug/kg	LOQ ug/kg	Result ug/kg (ppb)	Limit ug/kg	Analyte	LOD ug/kg	LOQ ug/kg	Result ug/kg (ppb)	Limit ug/kg
Ochratoxin A	5.0	20.0	ND	20	Aflatoxin B1	2.5	5.0	ND	
Aflatoxin B2	2.5	5.0	ND		Aflatoxin G1	2.5	5.0	ND	
Aflatoxin G2	2.5	5.0	ND		Total Aflatoxins	10.0	20.0	ND	20

UI Not Identified
 ND Not Detected
 N/A Not Applicable
 NT Not Reported
 LOD Limit of Detection
 LOQ Limit of Quantification
 <LOQ Detected
 >ULOL Above upper limit of linearity
 CFU/g Colony Forming Units per 1 gram
 TNTC Too Numerous to Count



Scan the QR code to verify authenticity.

Authorized Signature

Brandon Starr

Brandon Starr, Lab Manager
 Tue, 11 Oct 2022 11:40:18 -0700

PharmLabs San Diego | 3421 Hancock St, Second Floor, San Diego, CA 92110 | 619.356.0898 | ISO/IEC 17025:2017 Certification L17-427-1

*This report shall not be reproduced except in full, without the written approval of the lab. This report is for informational purposes only and should not be used to diagnose, treat or prevent any disease. Results are only for samples and batches indicated. Results are reported on an "as received" basis, unless indicated otherwise. When a Pass/Fail status is reported, that status is intended to be in accordance with federal, state and local laws which are required for the customer to be in compliance. The measurement of uncertainty is not included in the Pass/Fail evaluation unless explicitly required by federal, state or local laws and has been reported on the certificate of analysis. Measurement of uncertainty is available upon request.

PES - Pesticides Screening Analysis

Analyzed Sep 28, 2022 | Instrument LC/MSMS GC/MSMS | Method SOP-003

Analyte	LOD ug/g	LOQ ug/g	Result ug/g	Limit ug/g	Analyte	LOD ug/g	LOQ ug/g	Result ug/g	Limit ug/g
Aldicarb	0.0078	0.02	ND	0.0078	Carbofuran	0.01	0.02	ND	0.01
Dimethoate	0.01	0.02	ND	0.01	Etofenprox	0.02	0.1	ND	0.02
Fenoxycarb	0.01	0.02	ND	0.01	Thiachloprid	0.01	0.02	ND	0.01
Daminozide	0.01	0.03	ND	0.01	Dichlorvos	0.02	0.07	ND	0.02
Imazail	0.02	0.07	ND	0.02	Methiocarb	0.01	0.02	ND	0.01
Spiroxamine	0.01	0.02	ND	0.01	Coumaphos	0.01	0.02	ND	0.01
Fipronil	0.01	0.1	ND	0.01	Paclbutrazol	0.01	0.03	ND	0.01
Chlorpyrifos	0.01	0.04	ND	0.01	Ethoprophos (Prophos)	0.01	0.02	ND	0.01
Baygon (Propoxur)	0.01	0.02	ND	0.01	Chlordane	0.04	0.1	ND	0.04
Chlorfenapyr	0.03	0.1	ND	0.03	Methyl Parathion	0.02	0.1	ND	0.02
Mevinphos	0.05	0.08	ND	0.03	Abamectin	0.03	0.08	ND	0.3
Acephate	0.02	0.05	ND	5	Acetamidprid	0.01	0.05	ND	5
Azoxystrobin	0.01	0.02	ND	40	Bifenazate	0.01	0.05	ND	5
Bifenthrin	0.02	0.35	ND	0.5	Boscalid	0.01	0.03	ND	10
Carbaryl	0.01	0.02	ND	0.5	Chlorantraniliprole	0.01	0.04	ND	40
Clofentezine	0.01	0.03	ND	0.5	Diazinon	0.01	0.02	ND	0.2
Dimethomorph	0.02	0.06	ND	20	Etoxazole	0.01	0.05	ND	1.5
Fenpyroximate	0.02	0.1	ND	2	Fonicamid	0.01	0.02	ND	2
Fludioxonil	0.01	0.05	ND	30	Hexythiazox	0.01	0.03	ND	2
Imidacloprid	0.01	0.05	ND	3	Kresoxim-methyl	0.01	0.03	ND	1
Malathion	0.01	0.05	ND	5	Metalaxyl	0.01	0.02	ND	15
Methomyl	0.02	0.05	ND	0.1	Myclobutanil	0.02	0.07	ND	9
Naled	0.01	0.02	ND	0.5	Oxamyl	0.01	0.02	ND	0.2
Permethrin	0.01	0.02	ND	20	Phosmet	0.01	0.02	ND	0.2
Piperonyl Butoxide	0.02	0.06	ND	8	Propiconazole	0.03	0.08	ND	20
Prallethrin	0.02	0.05	ND	0.4	Pyrethrin	0.05	0.41	ND	1
Pyridaben	0.02	0.07	ND	3	Spinosad A	0.01	0.05	ND	3
Spinosad D	0.01	0.05	ND	3	Spiromesifen	0.02	0.06	ND	12
Spirotetramat	0.01	0.02	ND	13	Tebuconazole	0.01	0.02	ND	2
Thiamethoxam	0.01	0.02	ND	4.5	Trifloxystrobin	0.01	0.02	ND	30
Acequinocyl	0.02	0.09	ND	4	Captan	0.01	0.02	ND	5
Cypermethrin	0.02	0.1	ND	1	Cyfluthrin	0.04	0.1	ND	1
Fenhexamid	0.02	0.07	ND	10	Spinetoram J.L	0.02	0.07	ND	3
Pentachloronitrobenzene	0.01	0.1	ND	0.2					

RES - Residual Solvents Testing Analysis

Analyzed Sep 28, 2022 | Instrument GC/FID with Headspace Analyzer | Method SOP-006

Analyte	LOD ug/g	LOQ ug/g	Result ug/g	Limit ug/g	Analyte	LOD ug/g	LOQ ug/g	Result ug/g	Limit ug/g
Propane (Prop)	0.4	40.0	ND	5000	Butane (But)	0.4	40.0	ND	5000
Methanol (Metha)	0.4	40.0	ND	3000	Ethylene Oxide (EthOx)	0.4	0.8	ND	1
Pentane (Pen)	0.4	40.0	ND	5000	Ethanol (Ethanol)	0.4	40.0	433.3	5000
Ethyl Ether (EthEt)	0.4	40.0	ND	5000	Acetone (Acet)	0.4	40.0	ND	5000
Isopropanol (2-Pro)	0.4	40.0	ND	5000	Acetonitrile (Acetonit)	0.4	40.0	ND	410
Methylene Chloride (MetCh)	0.4	0.8	ND	1	Hexane (Hex)	0.4	40.0	ND	290
Ethyl Acetate (EthAc)	0.4	40.0	ND	5000	Chloroform (Clo)	0.4	0.8	ND	1
Benzene (Ben)	0.4	0.8	ND	1	1-2-Dichloroethane (12-Dich)	0.4	0.8	ND	1
Heptane (Hep)	0.4	40.0	ND	5000	Trichloroethylene (TriClEtH)	0.4	0.8	ND	1
Toluene (Toluene)	0.4	40.0	ND	890	Xylenes (Xyl)	0.4	40.0	ND	2170

FVI - Filth & Foreign Material Inspection Analysis

Analyzed Sep 27, 2022 | Instrument Microscope | Method SOP-010

Analyte / Limit	Result	Analyte / Limit	Result
> 1/4 of the total sample area covered by sand, soil, cinders, or dirt	ND	> 1/4 of the total sample area covered by mold	ND
> 1 insect fragment, 1 hair, or 1 count mammalian excreta per 3g	ND	> 1/4 of the total sample area covered by an imbedded foreign material	ND

MWA - Moisture Content & Water Activity Analysis

Analyzed Sep 27, 2022 | Instrument Chilled-mirror Dewpoint and Capacitance | Method SOP-008

Analyte	Result	Limit	Analyte	Result	Limit
Moisture (Moi)	8.7 % Mw	13 % Mw	Water Activity (WA)	0.59 a _w	0.85 a _w

UI Not Identified
 ND Not Detected
 N/A Not Applicable
 NT Not Reported
 LOD Limit of Detection
 LOQ Limit of Quantification
 <LOQ Detected
 >ULOL Above upper limit of linearity
 CFU/g Colony Forming Units per 1 gram
 TNTC Too Numerous to Count



Scan the QR code to verify authenticity.

Authorized Signature

Brandon Starr

Brandon Starr, Lab Manager
 Tue, 11 Oct 2022 11:40:18 -0700

PharmLabs San Diego | 3421 Hancock St, Second Floor, San Diego, CA 92110 | 619.356.0898 | ISO/IEC 17025:2017 Certification L17-427-1

*This report shall not be reproduced except in full, without the written approval of the lab. This report is for informational purposes only and should not be used to diagnose, treat or prevent any disease. Results are only for samples and batches indicated. Results are reported on an "as received" basis, unless indicated otherwise. When a Pass/Fail status is reported, that status is intended to be in accordance with federal, state and local laws which are required for the customer to be in compliance. The measurement of uncertainty is not included in the Pass/Fail evaluation unless explicitly required by federal, state or local laws and has been reported on the certificate of analysis. Measurement of uncertainty is available upon request.

PharmLabs San Diego Certificate of Analysis

3421 Hancock St, Second Floor, San Diego, CA 92110 | License: C8-000098-LIC
 ISO/IEC 17025:2017 Certification L17-427-1 | Accreditation #85368



Sample **Purple Prim8 Gummies - Pouch**

Sample ID	SD220927-028 (52795)	Matrix	Edible (Other Cannabis Good)
Tested for	Summitt Labs		
Sampled	-	Received	Sep 26, 2022
Analyses executed	FP-NI20	Unit Mass (g)	21.232
		Reported	Oct 11, 2022
		Gummy Size (g)	3.539

Laboratory note: The estimated concentration of the unknown peak in the sample is 0.08% | Currently PharmLabs laboratory can not confirm an unidentified peak in your chromatogram due to interference (only with highly concentrated D8 products) from which we believe to be either (+)-THC or (-)-THC. At this time there are no reference standards available for (+)-THC. (+)-THC is a different compound from the main (-)-THC cannabinoid and, therefore, these two compounds may have different efficacies. Using the most advanced instruments and techniques available, the separation of (+)-THC and (-)-THC is problematic for the scientific community as a whole. PharmLabs believes the unidentified peak to be a combination of (+)-THC and (-)-THC with the majority, if not all, of the concentration being (+)-THC. Total d8-THC is estimated to be 1.09%.

CANX - Cannabinoids Analysis

Analyzed Sep 30, 2022 | Instrument HPLC
 Measurement Uncertainty at 95% confidence 7.806%

Analyte	LOD mg/g	LOQ mg/g	Result %	Result mg/g	Result mg/Gummy	Result mg/Unit	Sample photography
11-Hydroxy-Δ8-Tetrahydrocannabinol (11-Hyd-Δ8-THCV)	0.013	0.041	ND	ND	ND	ND	
Cannabidiol (CBDO)	0.002	0.007	ND	ND	ND	ND	
Abnormal Cannabidiol (a-CBDO)	0.01	0.031	ND	ND	ND	ND	
(+/-)-9B-Hydroxy-Hexahydrocannabinol (9b-HHC)	0.012	0.036	ND	ND	ND	ND	
11-Hydroxy-Δ8-Tetrahydrocannabinol (11-Hyd-Δ8-THCV)	0.007	0.021	ND	ND	ND	ND	
Cannabidiolic Acid (CBDA)	0.001	0.16	ND	ND	ND	ND	
Cannabigerol Acid (CBGA)	0.001	0.16	ND	ND	ND	ND	
Cannabigerol (CBG)	0.001	0.16	0.01	0.11	0.40	2.38	
Cannabidiol (CBD)	0.001	0.16	0.24	2.37	8.37	50.23	
1(S)-THD (s-THD)	0.013	0.041	ND	ND	ND	ND	
1(R)-THD (r-THD)	0.025	0.075	ND	ND	ND	ND	
Tetrahydrocannabinol (THCV)	0.001	0.16	ND	ND	ND	ND	
Δ8-tetrahydrocannabinol (Δ8-THCV)	0.021	0.064	ND	ND	ND	ND	
Tetrahydrocannabinol (Δ9-THCB)	0.013	0.038	ND	ND	ND	ND	
Cannabinol (CBN)	0.001	0.16	0.03	0.26	0.92	5.50	
exo-THC (exo-THC)	0.016	0.8	ND	ND	ND	ND	
Tetrahydrocannabinol (Δ9-THC)	0.003	0.16	UI	UI	UI	UI	
Δ8-tetrahydrocannabinol (Δ8-THC)	0.004	0.16	1.01	10.10	35.74	214.44	
(6aR,9S)-Δ10-Tetrahydrocannabinol ((6aR,9S)-Δ10)	0.015	0.16	ND	ND	ND	ND	
Hexahydrocannabinol (S Isomer) (9s-HHC)	0.017	0.16	ND	ND	ND	ND	
(6aR,9R)-Δ10-Tetrahydrocannabinol ((6aR,9R)-Δ10)	0.007	0.16	ND	ND	ND	ND	
Hexahydrocannabinol (R Isomer) (9r-HHC)	0.016	0.16	ND	ND	ND	ND	
Tetrahydrocannabinolic Acid (THCA)	0.001	0.16	ND	ND	ND	ND	
Δ9-Tetrahydrocannabinol (Δ9-THC)	0.024	0.071	ND	ND	ND	ND	
Cannabinol Acetate (CBNO)	0.014	0.043	ND	ND	ND	ND	
Δ9-Tetrahydrocannabinol (Δ9-THCP)	0.017	0.16	ND	ND	ND	ND	
Δ8-Tetrahydrocannabinol (Δ8-THCP)	0.041	0.16	ND	ND	ND	ND	
Δ8-THC-O-acetate (Δ8-THCO)	0.076	0.16	ND	ND	ND	ND	
9(S)-HHCP (s-HHCP)	0.031	0.094	ND	ND	ND	ND	
Δ9-THC-O-acetate (Δ9-THCO)	0.066	0.16	ND	ND	ND	ND	
9(R)-HHCP (r-HHCP)	0.026	0.079	ND	ND	ND	ND	
3-octyl-Δ8-Tetrahydrocannabinol (Δ8-THC-C8)	0.067	0.204	ND	ND	ND	ND	
Total THC (THCa * 0.877 + THC)			ND	ND	0.00	ND	
Total CBD (CBDa * 0.877 + CBD)			0.24	2.37	8.37	50.23	
Total CBG (CBGa * 0.877 + CBG)			0.01	0.11	0.40	2.38	
Total HHC (9r-HHC + 9s-HHC)			ND	ND	0.00	ND	
TOTAL CANNABINOIDS			1.28	12.84	45.44	272.55	

HME - Heavy Metals Detection Analysis

Analyzed Oct 08, 2022 | Instrument ICP/MSMS | Method SOP-005

Analyte	LOD ug/g	LOQ ug/g	Result ug/g	Limit ug/g	Analyte	LOD ug/g	LOQ ug/g	Result ug/g	Limit ug/g
Arsenic (As)	0.0002	0.05	ND	1.5	Cadmium (Cd)	3.0e-05	0.05	ND	0.5
Mercury (Hg)	1.0e-05	0.01	ND	3	Lead (Pb)	1.0e-05	0.125	ND	0.5

MIBNIG - Microbial Testing Analysis

Analyzed Sep 29, 2022 | Instrument Plating | Method SOP-007

Analyte	Result CFU/g	Limit	Analyte	Result CFU/g	Limit
Shiga toxin-producing Escherichia Coli	ND	ND per 1 gram	Salmonella spp.	ND	ND per 1 gram

UI Not Identified
 ND Not Detected
 N/A Not Applicable
 NT Not Reported
 LOD Limit of Detection
 LOQ Limit of Quantification
 <LOQ Detected
 >ULOL Above upper limit of linearity
 CFU/g Colony Forming Units per 1 gram
 TNTC Too Numerous to Count



Scan the QR code to verify authenticity.

Authorized Signature

Brandon Starr

Brandon Starr, Lab Manager
 Tue, 11 Oct 2022 11:35:23 -0700

PharmLabs San Diego | 3421 Hancock St, Second Floor, San Diego, CA 92110 | 619.356.0898 | ISO/IEC 17025:2017 Certification L17-427-1

*This report shall not be reproduced except in full, without the written approval of the lab. This report is for informational purposes only and should not be used to diagnose, treat or prevent any disease. Results are only for samples and batches indicated. Results are reported on an "as received" basis, unless indicated otherwise. When a Pass/Fail status is reported, that status is intended to be in accordance with federal, state and local laws which are required for the customer to be in compliance. The measurement of uncertainty is not included in the Pass/Fail evaluation unless explicitly required by federal, state or local laws and has been reported on the certificate of analysis. Measurement of uncertainty is available upon request.




MTO - Mycotoxin Testing Analysis

Analyzed Sep 28, 2022 | Instrument LC/MSMS | Method SOP-004

Analyte	LOD ug/kg	LOQ ug/kg	Result ug/kg (ppb)	Limit ug/kg	Analyte	LOD ug/kg	LOQ ug/kg	Result ug/kg (ppb)	Limit ug/kg
Ochratoxin A	5.0	20.0	ND	20	Aflatoxin B1	2.5	5.0	ND	
Aflatoxin B2	2.5	5.0	ND		Aflatoxin G1	2.5	5.0	ND	
Aflatoxin G2	2.5	5.0	ND		Total Aflatoxins	10.0	20.0	ND	20

UI Not Identified
 ND Not Detected
 N/A Not Applicable
 NT Not Reported
 LOD Limit of Detection
 LOQ Limit of Quantification
 <LOQ Detected
 >ULOL Above upper limit of linearity
 CFU/g Colony Forming Units per 1 gram
 TNTC Too Numerous to Count



Scan the QR code to verify authenticity.

Authorized Signature

Brandon Starr

Brandon Starr, Lab Manager
 Tue, 11 Oct 2022 11:35:23 -0700

PES - Pesticides Screening Analysis

Analyzed Sep 28, 2022 | Instrument LC/MSMS GC/MSMS | Method SOP-003

Analyte	LOD ug/g	LOQ ug/g	Result ug/g	Limit ug/g	Analyte	LOD ug/g	LOQ ug/g	Result ug/g	Limit ug/g
Aldicarb	0.0078	0.02	ND	0.0078	Carbofuran	0.01	0.02	ND	0.01
Dimethoate	0.01	0.02	ND	0.01	Etofenprox	0.02	0.1	ND	0.02
Fenoxycarb	0.01	0.02	ND	0.01	Thiachloprid	0.01	0.02	ND	0.01
Daminozide	0.01	0.03	ND	0.01	Dichlorvos	0.02	0.07	ND	0.02
Imazail	0.02	0.07	ND	0.02	Methiocarb	0.01	0.02	ND	0.01
Spiroxamine	0.01	0.02	ND	0.01	Coumaphos	0.01	0.02	ND	0.01
Fipronil	0.01	0.1	ND	0.01	Paclbutrazol	0.01	0.03	ND	0.01
Chlorpyrifos	0.01	0.04	ND	0.01	Ethoprophos (Prophos)	0.01	0.02	ND	0.01
Baygon (Propoxur)	0.01	0.02	ND	0.01	Chlordane	0.04	0.1	ND	0.04
Chlorfenapyr	0.03	0.1	ND	0.03	Methyl Parathion	0.02	0.1	ND	0.02
Mevinphos	0.05	0.08	ND	0.03	Abamectin	0.03	0.08	ND	0.3
Acephate	0.02	0.05	ND	5	Acetamidprid	0.01	0.05	ND	5
Azoxystrobin	0.01	0.02	ND	40	Bifenazate	0.01	0.05	ND	5
Bifenthrin	0.02	0.35	ND	0.5	Boscalid	0.01	0.03	ND	10
Carbaryl	0.01	0.02	ND	0.5	Chlorantraniliprole	0.01	0.04	ND	40
Clofentezine	0.01	0.03	ND	0.5	Diazinon	0.01	0.02	ND	0.2
Dimethomorph	0.02	0.06	ND	20	Etoxazole	0.01	0.05	ND	1.5
Fenpyroximate	0.02	0.1	ND	2	Fonicamid	0.01	0.02	ND	2
Fludioxonil	0.01	0.05	ND	30	Hexythiazox	0.01	0.03	ND	2
Imidacloprid	0.01	0.05	ND	3	Kresoxim-methyl	0.01	0.03	ND	1
Malathion	0.01	0.05	ND	5	Metalaxyl	0.01	0.02	ND	15
Methomyl	0.02	0.05	ND	0.1	Myclobutanil	0.02	0.07	ND	9
Naled	0.01	0.02	ND	0.5	Oxamyl	0.01	0.02	ND	0.2
Permethrin	0.01	0.02	ND	20	Phosmet	0.01	0.02	ND	0.2
Piperonyl Butoxide	0.02	0.06	ND	8	Propiconazole	0.03	0.08	ND	20
Prallethrin	0.02	0.05	ND	0.4	Pyrethrin	0.05	0.41	ND	1
Pyridaben	0.02	0.07	ND	3	Spinosad A	0.01	0.05	ND	3
Spinosad D	0.01	0.05	ND	3	Spiromesifen	0.02	0.06	ND	12
Spirotetramat	0.01	0.02	ND	13	Tebuconazole	0.01	0.02	ND	2
Thiamethoxam	0.01	0.02	ND	4.5	Trifloxystrobin	0.01	0.02	ND	30
Acequinocyl	0.02	0.09	ND	4	Captan	0.01	0.02	ND	5
Cypermethrin	0.02	0.1	ND	1	Cyfluthrin	0.04	0.1	ND	1
Fenhexamid	0.02	0.07	ND	10	Spinetoram J.L	0.02	0.07	ND	3
Pentachloronitrobenzene	0.01	0.1	ND	0.2					

RES - Residual Solvents Testing Analysis

Analyzed Sep 28, 2022 | Instrument GC/FID with Headspace Analyzer | Method SOP-006

Analyte	LOD ug/g	LOQ ug/g	Result ug/g	Limit ug/g	Analyte	LOD ug/g	LOQ ug/g	Result ug/g	Limit ug/g
Propane (Prop)	0.4	40.0	ND	5000	Butane (But)	0.4	40.0	ND	5000
Methanol (Metha)	0.4	40.0	ND	3000	Ethylene Oxide (EthOx)	0.4	0.8	ND	1
Pentane (Pen)	0.4	40.0	ND	5000	Ethanol (Ethanol)	0.4	40.0	3584.7	5000
Ethyl Ether (EthEt)	0.4	40.0	ND	5000	Acetone (Acet)	0.4	40.0	ND	5000
Isopropanol (2-Pro)	0.4	40.0	50.5	5000	Acetonitrile (Acetonit)	0.4	40.0	ND	410
Methylene Chloride (MetCh)	0.4	0.8	ND	1	Hexane (Hex)	0.4	40.0	ND	290
Ethyl Acetate (EthAc)	0.4	40.0	56.1	5000	Chloroform (Clo)	0.4	0.8	ND	1
Benzene (Ben)	0.4	0.8	ND	1	1-2-Dichloroethane (12-Dich)	0.4	0.8	ND	1
Heptane (Hep)	0.4	40.0	ND	5000	Trichloroethylene (TriClEtH)	0.4	0.8	ND	1
Toluene (Toluene)	0.4	40.0	ND	890	Xylenes (Xyl)	0.4	40.0	ND	2170

FVI - Filth & Foreign Material Inspection Analysis

Analyzed Sep 27, 2022 | Instrument Microscope | Method SOP-010

Analyte / Limit	Result	Analyte / Limit	Result
> 1/4 of the total sample area covered by sand, soil, cinders, or dirt	ND	> 1/4 of the total sample area covered by mold	ND
> 1 insect fragment, 1 hair, or 1 count mammalian excreta per 3g	ND	> 1/4 of the total sample area covered by an imbedded foreign material	ND

MWA - Moisture Content & Water Activity Analysis

Analyzed Sep 27, 2022 | Instrument Chilled-mirror Dewpoint and Capacitance | Method SOP-008

Analyte	Result	Limit	Analyte	Result	Limit
Moisture (Moi)	8.7 % Mw	13 % Mw	Water Activity (WA)	0.60 a _w	0.85 a _w

UI Not Identified
 ND Not Detected
 N/A Not Applicable
 NT Not Reported
 LOD Limit of Detection
 LOQ Limit of Quantification
 <LOQ Detected
 >ULOL Above upper limit of linearity
 CFU/g Colony Forming Units per 1 gram
 TNTC Too Numerous to Count



Scan the QR code to verify authenticity.

Authorized Signature

Brandon Starr

Brandon Starr, Lab Manager
 Tue, 11 Oct 2022 11:35:23 -0700

PharmLabs San Diego | 3421 Hancock St, Second Floor, San Diego, CA 92110 | 619.356.0898 | ISO/IEC 17025:2017 Certification L17-427-1

*This report shall not be reproduced except in full, without the written approval of the lab. This report is for informational purposes only and should not be used to diagnose, treat or prevent any disease. Results are only for samples and batches indicated. Results are reported on an "as received" basis, unless indicated otherwise. When a Pass/Fail status is reported, that status is intended to be in accordance with federal, state and local laws which are required for the customer to be in compliance. The measurement of uncertainty is not included in the Pass/Fail evaluation unless explicitly required by federal, state or local laws and has been reported on the certificate of analysis. Measurement of uncertainty is available upon request.

PharmLabs San Diego Certificate of Analysis

3421 Hancock St, Second Floor, San Diego, CA 92110 | License: C8-000098-LIC
 ISO/IEC 17025:2017 Certification L17-427-1 | Accreditation #85368



Sample **Strawnana Gummies - Pouch**

Sample ID	SD220927-027 (52796)	Matrix	Edible (Other Cannabis Good)
Tested for	Summitt Labs		
Sampled	-	Received	Sep 26, 2022
Analyses executed	FP-NI20	Unit Mass (g)	39.001
		Reported	Oct 11, 2022
		Gummy Size (g)	6.5

Laboratory note: The estimated concentration of the unknown peak in the sample is 0.04% | Currently PharmLabs laboratory can not confirm an unidentified peak in your chromatogram due to interference (only with highly concentrated D8 products) from which we believe to be either (+)-THC or (-)-THC. At this time there are no reference standards available for (+)-THC. (+)-THC is a different compound from the main (-)-THC cannabinoid and, therefore, these two compounds may have different efficacies. Using the most advanced instruments and techniques available, the separation of (+)-THC and (-)-THC is problematic for the scientific community as a whole. PharmLabs believes the unidentified peak to be a combination of (+)-THC and (-)-THC with the majority, if not all, of the concentration being (+)-THC. Total d8-THC is estimated to be 0.47%.

CANX - Cannabinoids Analysis

Analyzed Sep 30, 2022 | Instrument HPLC
 Measurement Uncertainty at 95% confidence 7.806%

Analyte	LOD mg/g	LOQ mg/g	Result %	Result mg/g	Result mg/Gummy	Result mg/Unit	Sample photography
11-Hydroxy-Δ8-Tetrahydrocannabinol (11-Hyd-Δ8-THCV)	0.013	0.041	ND	ND	ND	ND	
Cannabidiol (CBD)	0.002	0.007	ND	ND	ND	ND	
Abnormal Cannabidiol (a-CBDO)	0.01	0.031	ND	ND	ND	ND	
(+/-)-9B-Hydroxy-Hexahydrocannabinol (9b-HHC)	0.012	0.036	ND	ND	ND	ND	
11-Hydroxy-Δ8-Tetrahydrocannabinol (11-Hyd-Δ8-THCV)	0.007	0.021	ND	ND	ND	ND	
Cannabidiolic Acid (CBDA)	0.001	0.16	ND	ND	ND	ND	
Cannabigerol Acid (CBGA)	0.001	0.16	ND	ND	ND	ND	
Cannabigerol (CBG)	0.001	0.16	0.01	0.06	0.36	2.18	
Cannabidiol (CBD)	0.001	0.16	0.09	0.95	6.16	36.93	
1(S)-THD (s-THD)	0.013	0.041	ND	ND	ND	ND	
1(R)-THD (r-THD)	0.025	0.075	ND	ND	ND	ND	
Tetrahydrocannabinol (THCV)	0.001	0.16	ND	ND	ND	ND	
Δ8-Tetrahydrocannabinol (Δ8-THCV)	0.021	0.064	ND	ND	ND	ND	
Tetrahydrocannabinol (Δ9-THCB)	0.013	0.038	ND	ND	ND	ND	
Cannabinol (CBN)	0.001	0.16	0.01	0.10	0.66	3.98	
exo-THC (exo-THC)	0.016	0.8	ND	ND	ND	ND	
Tetrahydrocannabinol (Δ9-THC)	0.003	0.16	UI	UI	UI	UI	
Δ8-tetrahydrocannabinol (Δ8-THC)	0.004	0.16	0.43	4.33	28.14	168.87	
(6aR,9S)-Δ10-Tetrahydrocannabinol ((6aR,9S)-Δ10)	0.015	0.16	ND	ND	ND	ND	
Hexahydrocannabinol (S Isomer) (9s-HHC)	0.017	0.16	ND	ND	ND	ND	
(6aR,9R)-Δ10-Tetrahydrocannabinol ((6aR,9R)-Δ10)	0.007	0.16	ND	ND	ND	ND	
Hexahydrocannabinol (R Isomer) (9r-HHC)	0.016	0.16	ND	ND	ND	ND	
Tetrahydrocannabinolic Acid (THCA)	0.001	0.16	ND	ND	ND	ND	
Δ9-Tetrahydrocannabinol (Δ9-THC)	0.024	0.071	ND	ND	ND	ND	
Cannabinol Acetate (CBNO)	0.014	0.043	ND	ND	ND	ND	
Δ9-Tetrahydrocannabinol (Δ9-THCP)	0.017	0.16	ND	ND	ND	ND	
Δ8-Tetrahydrocannabinol (Δ8-THCP)	0.041	0.16	ND	ND	ND	ND	
Δ8-THC-O-acetate (Δ8-THCO)	0.076	0.16	ND	ND	ND	ND	
9(S)-HHCP (s-HHCP)	0.031	0.094	ND	ND	ND	ND	
Δ9-THC-O-acetate (Δ9-THCO)	0.066	0.16	ND	ND	ND	ND	
9(R)-HHCP (r-HHCP)	0.026	0.079	ND	ND	ND	ND	
3-octyl-Δ8-Tetrahydrocannabinol (Δ8-THC-C8)	0.067	0.204	ND	ND	ND	ND	
Total THC (THCa * 0.877 + THC)			ND	ND	0.00	ND	
Total CBD (CBDa * 0.877 + CBD)			0.09	0.95	6.16	36.93	
Total CBG (CBGa * 0.877 + CBG)			0.01	0.06	0.36	2.18	
Total HHC (9r-HHC + 9s-HHC)			ND	ND	0.00	ND	
TOTAL CANNABINOIDS			0.54	5.44	35.36	211.96	

HME - Heavy Metals Detection Analysis

Analyzed Oct 08, 2022 | Instrument ICP/MSMS | Method SOP-005


Analyte	LOD ug/g	LOQ ug/g	Result ug/g	Limit ug/g	Analyte	LOD ug/g	LOQ ug/g	Result ug/g	Limit ug/g
Arsenic (As)	0.0002	0.05	ND	1.5	Cadmium (Cd)	3.0e-05	0.05	<LOQ	0.5
Mercury (Hg)	1.0e-05	0.01	<LOQ	3	Lead (Pb)	1.0e-05	0.125	ND	0.5

MIBNIG - Microbial Testing Analysis

Analyzed Sep 29, 2022 | Instrument Plating | Method SOP-007

Analyte	Result CFU/g	Limit	Analyte	Result CFU/g	Limit
Shiga toxin-producing Escherichia Coli	ND	ND per 1 gram	Salmonella spp.	ND	ND per 1 gram

UI Not Identified
 ND Not Detected
 N/A Not Applicable
 NT Not Reported
 LOD Limit of Detection
 LOQ Limit of Quantification
 <LOQ Detected
 >ULOL Above upper limit of linearity
 CFU/g Colony Forming Units per 1 gram
 TNTC Too Numerous to Count



Scan the QR code to verify authenticity.

Authorized Signature

Brandon Starr

Brandon Starr, Lab Manager
 Tue, 11 Oct 2022 11:33:01 -0700

PharmLabs San Diego | 3421 Hancock St, Second Floor, San Diego, CA 92110 | 619.356.0898 | ISO/IEC 17025:2017 Certification L17-427-1



*This report shall not be reproduced except in full, without the written approval of the lab. This report is for informational purposes only and should not be used to diagnose, treat or prevent any disease. Results are only for samples and batches indicated. Results are reported on an "as received" basis, unless indicated otherwise. When a Pass/Fail status is reported, that status is intended to be in accordance with federal, state and local laws which are required for the customer to be in compliance. The measurement of uncertainty is not included in the Pass/Fail evaluation unless explicitly required by federal, state or local laws and has been reported on the certificate of analysis. Measurement of uncertainty is available upon request.

MTO - Mycotoxin Testing Analysis

Analyzed Sep 28, 2022 | Instrument LC/MSMS | Method SOP-004

Analyte	LOD ug/kg	LOQ ug/kg	Result ug/kg (ppb)	Limit ug/kg	Analyte	LOD ug/kg	LOQ ug/kg	Result ug/kg (ppb)	Limit ug/kg
Ochratoxin A	5.0	20.0	ND	20	Aflatoxin B1	2.5	5.0	ND	
Aflatoxin B2	2.5	5.0	ND		Aflatoxin G1	2.5	5.0	ND	
Aflatoxin G2	2.5	5.0	ND		Total Aflatoxins	10.0	20.0	ND	20

UI Not Identified
 ND Not Detected
 N/A Not Applicable
 NT Not Reported
 LOD Limit of Detection
 LOQ Limit of Quantification
 <LOQ Detected
 >ULOL Above upper limit of linearity
 CFU/g Colony Forming Units per 1 gram
 TNTC Too Numerous to Count



Scan the QR code to verify authenticity.

Authorized Signature

Brandon Starr

Brandon Starr, Lab Manager
 Tue, 11 Oct 2022 11:33:01 -0700

PharmLabs San Diego | 3421 Hancock St, Second Floor, San Diego, CA 92110 | 619.356.0898 | ISO/IEC 17025:2017 Certification L17-427-1

*This report shall not be reproduced except in full, without the written approval of the lab. This report is for informational purposes only and should not be used to diagnose, treat or prevent any disease. Results are only for samples and batches indicated. Results are reported on an "as received" basis, unless indicated otherwise. When a Pass/Fail status is reported, that status is intended to be in accordance with federal, state and local laws which are required for the customer to be in compliance. The measurement of uncertainty is not included in the Pass/Fail evaluation unless explicitly required by federal, state or local laws and has been reported on the certificate of analysis. Measurement of uncertainty is available upon request.

PES - Pesticides Screening Analysis

Analyzed Sep 28, 2022 | Instrument LC/MSMS GC/MSMS | Method SOP-003

Analyte	LOD ug/g	LOQ ug/g	Result ug/g	Limit ug/g	Analyte	LOD ug/g	LOQ ug/g	Result ug/g	Limit ug/g
Aldicarb	0.0078	0.02	ND	0.0078	Carbofuran	0.01	0.02	ND	0.01
Dimethoate	0.01	0.02	ND	0.01	Etofenprox	0.02	0.1	ND	0.02
Fenoxycarb	0.01	0.02	ND	0.01	Thiachloprid	0.01	0.02	ND	0.01
Daminozide	0.01	0.03	ND	0.01	Dichlorvos	0.02	0.07	ND	0.02
Imazail	0.02	0.07	ND	0.02	Methiocarb	0.01	0.02	ND	0.01
Spiroxamine	0.01	0.02	ND	0.01	Coumaphos	0.01	0.02	ND	0.01
Fipronil	0.01	0.1	ND	0.01	Paclbutrazol	0.01	0.03	ND	0.01
Chlorpyrifos	0.01	0.04	ND	0.01	Ethoprophos (Prophos)	0.01	0.02	ND	0.01
Baygon (Propoxur)	0.01	0.02	ND	0.01	Chlordane	0.04	0.1	ND	0.04
Chlorfenapyr	0.03	0.1	ND	0.03	Methyl Parathion	0.02	0.1	ND	0.02
Mevinphos	0.05	0.08	ND	0.03	Abamectin	0.03	0.08	ND	0.3
Acephate	0.02	0.05	ND	5	Acetamidrid	0.01	0.05	ND	5
Azoxystrobin	0.01	0.02	ND	40	Bifenazate	0.01	0.05	ND	5
Bifenthrin	0.02	0.35	ND	0.5	Boscalid	0.01	0.03	ND	10
Carbaryl	0.01	0.02	ND	0.5	Chlorantraniliprole	0.01	0.04	ND	40
Clofentezine	0.01	0.03	ND	0.5	Diazinon	0.01	0.02	ND	0.2
Dimethomorph	0.02	0.06	ND	20	Etoxazole	0.01	0.05	ND	1.5
Fenpyroximate	0.02	0.1	ND	2	Fonicamid	0.01	0.02	ND	2
Fludioxonil	0.01	0.05	ND	30	Hexythiazox	0.01	0.03	ND	2
Imidacloprid	0.01	0.05	ND	3	Kresoxim-methyl	0.01	0.03	ND	1
Malathion	0.01	0.05	ND	5	Metalaxyl	0.01	0.02	ND	15
Methomyl	0.02	0.05	ND	0.1	Myclobutanil	0.02	0.07	ND	9
Naled	0.01	0.02	ND	0.5	Oxamyl	0.01	0.02	ND	0.2
Permethrin	0.01	0.02	ND	20	Phosmet	0.01	0.02	ND	0.2
Piperonyl Butoxide	0.02	0.06	ND	8	Propiconazole	0.03	0.08	ND	20
Prallethrin	0.02	0.05	ND	0.4	Pyrethrin	0.05	0.41	ND	1
Pyridaben	0.02	0.07	ND	3	Spinosad A	0.01	0.05	ND	3
Spinosad D	0.01	0.05	ND	3	Spiromesifen	0.02	0.06	ND	12
Spirotetramat	0.01	0.02	ND	13	Tebuconazole	0.01	0.02	ND	2
Thiamethoxam	0.01	0.02	ND	4.5	Trifloxystrobin	0.01	0.02	ND	30
Acequinocyl	0.02	0.09	ND	4	Captan	0.01	0.02	ND	5
Cypermethrin	0.02	0.1	ND	1	Cyfluthrin	0.04	0.1	ND	1
Fenhexamid	0.02	0.07	ND	10	Spinetoram J.L	0.02	0.07	ND	3
Pentachloronitrobenzene	0.01	0.1	ND	0.2					

RES - Residual Solvents Testing Analysis

Analyzed Sep 28, 2022 | Instrument GC/FID with Headspace Analyzer | Method SOP-006

Analyte	LOD ug/g	LOQ ug/g	Result ug/g	Limit ug/g	Analyte	LOD ug/g	LOQ ug/g	Result ug/g	Limit ug/g
Propane (Prop)	0.4	40.0	ND	5000	Butane (But)	0.4	40.0	ND	5000
Methanol (Metha)	0.4	40.0	ND	3000	Ethylene Oxide (EthOx)	0.4	0.8	ND	1
Pentane (Pen)	0.4	40.0	ND	5000	Ethanol (Ethan)	0.4	40.0	677.1	5000
Ethyl Ether (EthEt)	0.4	40.0	ND	5000	Acetone (Acet)	0.4	40.0	ND	5000
Isopropanol (2-Pro)	0.4	40.0	ND	5000	Acetonitrile (Acetonit)	0.4	40.0	ND	410
Methylene Chloride (MetCh)	0.4	0.8	ND	1	Hexane (Hex)	0.4	40.0	ND	290
Ethyl Acetate (EthAc)	0.4	40.0	ND	5000	Chloroform (Clo)	0.4	0.8	ND	1
Benzene (Ben)	0.4	0.8	ND	1	1-2-Dichloroethane (12-Dich)	0.4	0.8	ND	1
Heptane (Hep)	0.4	40.0	ND	5000	Trichloroethylene (TriClEtH)	0.4	0.8	ND	1
Toluene (Toluene)	0.4	40.0	ND	890	Xylenes (Xyl)	0.4	40.0	ND	2170

FVI - Filth & Foreign Material Inspection Analysis

Analyzed Sep 27, 2022 | Instrument Microscope | Method SOP-010


Analyte / Limit	Result	Analyte / Limit	Result
> 1/4 of the total sample area covered by sand, soil, cinders, or dirt	ND	> 1/4 of the total sample area covered by mold	ND
> 1 insect fragment, 1 hair, or 1 count mammalian excreta per 3g	ND	> 1/4 of the total sample area covered by an imbedded foreign material	ND

MWA - Moisture Content & Water Activity Analysis

Analyzed Sep 27, 2022 | Instrument Chilled-mirror Dewpoint and Capacitance | Method SOP-008

Analyte	Result	Limit	Analyte	Result	Limit
Moisture (Moi)	10.7 % Mw	13 % Mw	Water Activity (WA)	0.68 a _w	0.85 a _w

UI Not Identified
 ND Not Detected
 N/A Not Applicable
 NT Not Reported
 LOD Limit of Detection
 LOQ Limit of Quantification
 <LOQ Detected
 >ULOL Above upper limit of linearity
 CFU/g Colony Forming Units per 1 gram
 TNTC Too Numerous to Count



Scan the QR code to verify authenticity.

Authorized Signature

Brandon Starr

Brandon Starr, Lab Manager
 Tue, 11 Oct 2022 11:33:01 -0700

PharmLabs San Diego | 3421 Hancock St, Second Floor, San Diego, CA 92110 | 619.356.0898 | ISO/IEC 17025:2017 Certification L17-427-1

*This report shall not be reproduced except in full, without the written approval of the lab. This report is for informational purposes only and should not be used to diagnose, treat or prevent any disease. Results are only for samples and batches indicated. Results are reported on an "as received" basis, unless indicated otherwise. When a Pass/Fail status is reported, that status is intended to be in accordance with federal, state and local laws which are required for the customer to be in compliance. The measurement of uncertainty is not included in the Pass/Fail evaluation unless explicitly required by federal, state or local laws and has been reported on the certificate of analysis. Measurement of uncertainty is available upon request.